



ཡིག་མཛོད་འཕེལ་སྤེལ་གྱི་གྲྭ་
རྒྱལ་ཁྲིམས་འདུ་འཕེལ་སྤེལ་

Index


། ལྷ་མ་སྐྱོད་ལ་ཕྱག་འཚེལ་། །

Tibetan Calligraphy

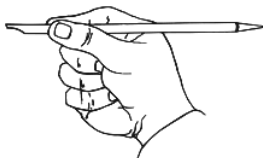
How to write the Tibetan *dbu-can* script

Tibetan *dbu-can* [pron: "u-chen"] script is traditionally written using a hand-made bamboo or reed pen cut at an angle. A broad steel nibbed italic calligraphy pen may be used instead. Calligraphic pens designed for left-handed writers of Roman script are slanted at a suitable angle for a right-handed person to use when writing Tibetan *dbu-chen* script.

To produce the proper thickness of horizontal strokes, the width of the pen nib should be about 1/12th the height of the letter *ka*.



The pen is held between the thumb and index fingers so that, as you write, the pen may be rotated to obtain the proper thick and thin strokes. The other fingers are drawn up into a fist, though some people extend the little finger to form a surface for the hand to rest on and provide greater stability. Horizontal strokes are written from left to right and vertical strokes from top down.



The top strokes of Tibetan letters should align with each other. This stroke is always drawn first.


In complex "stacks" all elements of the stack are usually adjusted in size and shape. The shape and angle of subscribed *gi-gu* (vowel

sign "u") differs dependent on the letter or combination it occurs with.


There are several styles of *dbu-can* script which vary slightly - the design of the examples I've made for this page are based on a style from Amdo used for writing religious texts. For combined letters only a few illustrative examples are given.

The Thirty Consonants or "Tibetan Alphabet"


ka



kha

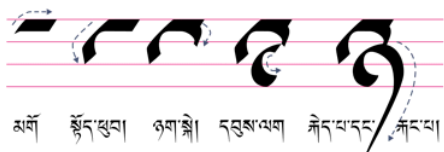






ga




nga



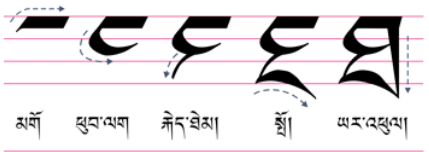





ta




tha




da




na




pa







pha




ba




ma



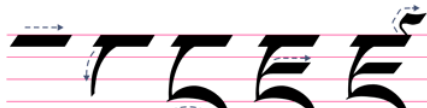
tza




 *tsha*


མགོ། རྩིད་དང་གང་ཆགས། འོག་འཇུག། ལོ་ད།


 *dza*


མགོ། དཔུང་བ། ལྷོ། དལྱི་ལ་ལག། ལོ་ད།


 *wa*



མགོ། ལུབ། ལྷོ། དཔུང་བ། ལོ་ད།

 *zha*


མགོ། ལུབ་ལག། ཉག་སྐྱེ། རྩིད་པ། འོག་འཇུག།

 *za*



མགོ། རྩིད་པ། འཇུག་འཇུག། དལྱི་ལ་ལག།



མག་ རྟོན་པ། འབྲིན་འབྲིན། དབྱེ་ལ་ལག།



'a



མག་ རྟོན་ལུག། མོ་ལ། ལེ་ག།



ya



ཚག་མགོ་དང་ལུག། དབྱེ་ལ་ལག། ལེ་ག། ལྷ་འབབ།



ra



མག་ རྟོ རྟོན་དང་རྟོན་པ།




la




མག་ ལུག། ལྷ། ལེ་ག། མར་འབྲུག།




sha



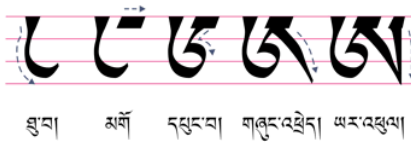
sa



ha



a



The four Vowel signs:




gi-gu



zhabs-kyu



'greng-bu




na-ro




**Sub-scribed letters
(*'dogs can*):**

sub-scribed *ya* (*ya-btags*)



sub-scribed *ra* (*ra btags*)



sub-scribed *la* (*la btags*)



wa zur



mgo-can

ra-mgo



ཀ ལྟ མ ཚ

la-mgo

ཀ ལྟ མ ཚ

sa-mgo

ཀ ལྟ མ ཚ

Punctuation


། ། ་ ་

། ། ་ ་



Tibetan letters for transliterating Sanskrit

x



Related Pages:

- Bhutanese style *dbu-can*
- [Tibetan Writing Course](#) - by Palden Oshoe & Mark Turin, at Cornell University Language Resource Center
- [Calligraphie Tibétain](#)
- [A Model of the Tibetan *gzab* Script - with Rules for Calligraphy](#) - T. G. Dhonthog Rinpoche [in Tibetan]
- Elements of the [Tibetan Writing System](#).

| [Index](#) | [Home](#) |

Copyright © 2004, 2005 Christopher J. Fynn

last modified: Thu, 07 Apr 2005 02:33:48 GMT
